

0/L

# REGIONAL INSTITUTE OF EDUCATION, BHOPAL

## NOTICE

F.No. RIEB/Acad./APAAR-ID/2025-26/2025 *So*

Date: 11/07/2025

**Sub.: Creation of ABC-ID of the Students of ITEP-B.A.B.Ed.(Secondary)/ITEP-B.Sc.B.Ed.(Secondary) for the Session 2023-24 & 2024-25**

As per the UGC, the students enrolled in ITEP-B.A.B.Ed.(Secondary)/ITEP-B.Sc.B.Ed.(Secondary) for the Session 2023-24 & 2024-25 are required to create their **Academic Bank of Credit (ABC) ID**, a unique 12-digit assigned to students in India as a part of the *"One Nation, One Student ID"* initiative. It serves as a Digital Passport, storing student's Academic Achievements and Credentials in centralized, lifelong record.

Therefore, the students of these above-mentioned classes are hereby informed to create their **ABC-ID**, individually, and submit the ID to the Academic Section by **15/07/2025**.

Contact Academic Section for the process of creation of Academic Bank of Credit (ABC)-ID.

This issues with the approval of the competent authority.



*[Signature]*  
Head, Academics

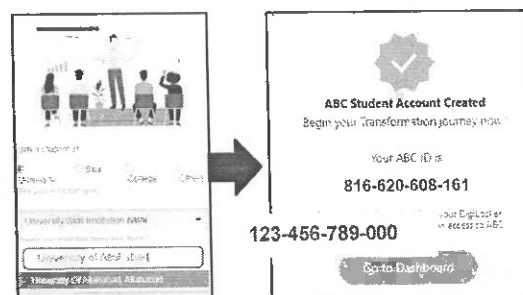
**Copy to:**

1. Dean of Instructions
2. All Heads of Departments(DE/DESM/DESSH/DEE)
3. Chairperson and all the Admission Committee Members
4. Library
5. I/c IQAC Cell
6. Administrative Officer
7. PA to the Principal
8. File

## Step-by-step Process to generate Academic Bank of Credits (ABC) ID




### OPTION-A: On ABC Portal

- 1) Open official website [www.abc.gov.in/](http://www.abc.gov.in/)
- 2) The Click on **My Account** tab  on right hand of the web-page.
- 3) Select **Student**  **Student** from the drop-down list and
  - a) If you have account on the **DigiLocker** follow these steps:
    - Sign-in using your details and OTP.
  - b) If you do NOT have account on the **DigiLocker** follow these steps:
    - Click on Sign-up for **Meri Pehchaan** ([www.digilocker.meripehchaan.gov.in](http://www.digilocker.meripehchaan.gov.in)).
    - Create an account using your **Mobile Number** linked with your **Aadhaar**.
    - Sign-in using your details and OTP.
- 4) After sign-in, select the University tab from the options and search **Barkatullah University of Bhopal** by in the dropdown-list.
- 5) Click on the **Barkatullah University of Bhopal** to complete the Registration Process on ABC.
- 6) Please note down and keep your **ABC ID** for future references.



### OPTION-B: On DigiLocker Portal (for those who have DigiLocker account)

- 1) Open official website [www.digilocker.gov.in/](http://www.digilocker.gov.in/)
- 2) Click on **Search Documents** at the left panel and type '**ABC ID**' in the search column.
- 3) Click on **ABC ID Card- Academic Bank of Credits** in the search results.
- 4) Select **University** from the drop-down list in the **Institution Type** option on your dashboard and click **OK**.
- 5) Search **Barkatullah University of Bhopal** in the **Institution Name** option.
- 6) Click on the **Barkatullah University of Bhopal** from the drop-down list and click **OK**.
- 7) Check the consent box and click on **Get document** button.
- 8) Get your ABC ID by clicking the **ABC ID Card** option from your Issued Documents list.
- 9) Please note down and keep your **ABC ID** for future references.
- 10) Following YouTube video (of DigiLocker) explains the process to generate ABC ID:



[www.youtube.com/watch?v=Gw3DUHaJg1c](https://www.youtube.com/watch?v=Gw3DUHaJg1c)